


Caution!

Support exhaust system with lifting equipment; in so doing, make sure that the exhaust system is heavier at the rear due to the two final silencers/mufflers than at the front.

Disconnect plug connector for Lambda oxygen sensor.




Release screw connections (1) between exhaust manifold and catalytic converter.

Installation:

Check gaskets and replace if necessary.

Replace self-locking nuts.


Coat thread with copper paste -CRC-, refer to BMW Parts Service.




Release hexagon bolts (1) and remove retaining bracket from below.

Installation:


After the installation of the exhaust system is complete, align the exhaust bracket without tension.



Release hexagon bolt (1) for retaining bracket of rear silencer/muffler on left and right rear axle carriers.



Release hexagon bolt (1) for supporting rear silencer/muffler at inside rear on left and right of body.



Release hexagon bolt (1) for supporting rear silencer/muffler at outside rear on left and right of body.

Take off exhaust system in downward direction.